

**TM 11-5820-520-20P-1**

---

**TECHNICAL MANUAL**

**ORGANIZATIONAL MAINTENANCE REPAIR PARTS**

**AND SPECIAL TOOLS LIST**

**FOR**

**RADIO SET AN/GRC-106**

**(NSN 5820-00-402-2263)**

---

**HEADQUARTERS, DEPARTMENT OF THE ARMY**

**FEBRUARY 1978**



TECHNICAL MANUAL }  
 No. 11-5820-520-20P-1 }

HEADQUARTERS  
 DEPARTMENT OF THE ARMY  
 Washington, DC, 21 February 1978

**ORGANIZATIONAL MAINTENANCE REPAIR PARTS AND SPECIAL TOOLS LIST  
 FOR**

**RADIO SET AN/GRC-106  
 (NSN 5820-00-402-2263)**

**Current as of 10 August 1977**

**REPORTING OF ERRORS**

**You can improve this manual by recommending improvements using DA Form 2028-2 (Test) located in the back of the manual. Simply tear out the self addressed form, fill it out as shown on the sample, fold it where shown, and drop it in the mail.**

**If there are no blank DA Forms 2028-2 (Test) in the back of your manual, use the standard DA Form 2028 (Recommended Changes to Publications and Blank Forms) and forward to the Commander, US Army Electronics Command, ATTN: DRSEL-MA-Q, Fort Monmouth, New Jersey 07703.**

**In either case a reply will be furnished direct to you.**

**Table of Contents**

		Page	Illus Figure
SECTION	I.	Introduction . . . . .	1
	II.	Repair parts list . . . . .	5
Group	00	Radio Set AN/GRC-106 . . . . .	5 1,2
	01	Receiver-Transmitter RT-662/GRC (No parts authorized)	
	0101	Chassis Assembly (1A1) . . . . .	9 3
	010101	Front end protection assembly (1A1A1A10) (No parts authorized)	
	010102	Internal ALC assembly (1A1A2A5) (No parts authorized)	
	0102	100 kHz synthesizer module (1A2) (No parts authorized)	
	0103	Frequency standard module (1A3) (No parts authorized)	
	0104	10 and 1 kHz synthesizer module (1A4) (No parts authorized)	
	0105	Transmitter intermediate frequency and audio module (1A5) (No parts authorized)	
	0106	Frequency divider module (1A6) (No parts authorized)	
	0107	Receiver intermediate frequency module (1A7) (No parts authorized)	
	0108	Translator module (1A8) (No parts authorized)	
	0109	MHz synthesizer module (1A9) (No parts authorized)	
	0110	Receiver audio module (1A10) (No parts authorized)	
	0111	DC to DC converter and regulator module (1A11) (No parts authorized)	
	0112	Radio frequency amplifier module (1A12) (No parts authorized)	
	0113	Case assembly (1A13) (No parts authorized)	
Group	02	Amplifier, Radio Frequency AM-3349/GRC (No parts authorized)	
	0201	Chassis, panel assembly (2A1) (No parts authorized)	
	020101	Chassis, amplifier (2A1A1) (No parts authorized)	
	020102	Panel, power amplifier (2A1A5) . . . . .	11 4
	02010201	Filter assembly (2A1A5A1) (No parts authorized)	
	02010202	DC to DC converter (2A1A5A2) (No parts authorized)	
	0201020201	Screen rectifier assembly (2A1A5A2A4) (No parts authorized)	
	0201020202	Start circuit assembly (2A1A5A2A6) (No parts authorized)	
	02010203	Plate assembly (2A1A5A3) (No parts authorized)	
	02010204	Terminal board assembly (2A1A5A5) (No parts authorized)	
	02010205	Protection circuit (2A1A5A7) (No parts authorized)	
	0202	Turret assembly (2A2) (No parts authorized)	

**\*This manual supersedes so much of TM 11-5820-520-12, 25 February 1971, including all changes as pertains to repair parts and special tools list for the AN/GRC-106.**

Table of Contents-Continued

		Page	Illus Figure
	0203 Antenna coupler (2A3) (No parts authorized)		
	0204 Discriminator assembly (2A4) (No parts authorized)		
	0205 Case assembly (2A6) (No parts authorized)		
	020501 Inverter assembly (2A6A1) (No parts authorized)		
	0206 Relay assembly (2A7) (No parts authorized)		
	0207 Drive assembly (2A8) (No parts authorized)		
	0208 P.A. stator assembly (2A9) (No parts authorized)		
	03 Mounting Assembly MT-3140/GRC-106 (No parts authorized)		
	04 Interconnecting cables . . . . .	13	5
Group	05 Antenna Group AN/GRA-50 (See TM 11-5820-467-24P for parts)		
	06 Loudspeaker LS-166/U (See TM 11-5965-222-14P for parts)		
	07 (Not Used)		
	08 Mast Base AB-652/GR (No parts authorized)		
	09 Mast Sections MS-116-A, MS-117-A, MS-118-A . . . . .	15	6
	10 Telegraph Key KY-116/U (No parts authorized)		
	11 Headset H-227/U (No parts authorized)		
	12 Handset H-33( )/PT (No parts authorized)		
	13 Microphone M-29B/U (No parts authorized)		
SECTION	III. Special tools list (Not applicable)		
	IV. National stock number and part number index . . . . .	16	

# SECTION I INTRODUCTION

## 1. Scope

This manual lists spares and repair parts; special tools; special test, measurement, and diagnostic equipment (TMDE), and other special support equipment required for performance of organizational maintenance of the AN/GRC-106. It authorizes the requisitioning and issue of spares and repair parts as indicated by the source and maintenance codes.

## 2. General

This Repair Parts and Special Tools List is divided into the following sections:

*a. Section II. Repair Parts List.* A list of spares and repair parts authorized for use in the performance of maintenance. The list also includes parts which must be removed for replacement of the authorized parts. Parts lists are composed of functional groups in numeric sequence, with the parts in each group listed in figure and item number sequence.

*b. Section III. Special Tools List.* Not applicable.

*c. Section IV. National Stock Number and Part Number Index.* A list, in National item identification number (NIIN) sequence, of all National stock numbers (NSN) appearing in the listings, followed by a list, in alphameric sequence, of all part numbers appearing in the listings. National stock numbers and part numbers are cross-referenced to each illustration figure and item number appearance.

## 3. Explanation of Columns

*a. Illustration.* This column is divided as follows:

(1) *Figure number.* Indicates the figure number of the illustration on which the item is shown.

(2) *Item number.* The number used to identify item called out in the illustration.

*b. Source, Maintenance, and Recoverability (SMR) Codes.*

(1) *Source code.* Source codes indicate the manner of acquiring support items for maintenance, repair, or overhaul of end items. Source codes are entered in the first and second positions of the Uniform SMR Code format as follows:

<i>Code</i>	<i>Definition</i>
PA	Item procured and stocked for anticipated or known usage.
XD	A support item that is not stocked. When required, item will be procured through normal supply channels.

### NOTE

Cannibalization or salvage may be used as a source of supply for any items source coded above except those coded XA and aircraft support items as restricted by AR 700-42.

(2) *Maintenance code.* Maintenance codes are assigned to indicate the levels of maintenance authorized to USE and REPAIR support items. The maintenance codes are entered in the third and fourth positions of the Uniform SMR Code format as follows:

(a) The maintenance code entered in the third position will indicate the lowest maintenance level authorized to remove, replace, and use the support item. The maintenance code entered in the third position will indicate one of the following levels of maintenance:

<i>Code</i>	<i>Application/Explanation</i>
O	Support item is removed, replaced, used at the organizational level.

(b) The maintenance code entered in the fourth position indicates whether the item is to be repaired and identifies the lowest maintenance level with the capability to perform complete repair (i.e., all authorized maintenance functions). This position will contain one of the following maintenance codes:

<i>Code</i>	<i>Application/Explanation</i>
H	The lowest maintenance level capable of complete repair of the support item is the general support level.
D	The lowest maintenance level capable of complete repair of the support item is the depot level.
Z	Nonreparable. No repair is authorized.

(3) *Recoverability code.* Recoverability codes are assigned to support items to indicate the disposition action on unserviceable items. The recoverability code is entered in the fifth position of the Uniform SMR Code format as follows:

<i>Recoverability Codes</i>	<i>Definition</i>
Z	Nonreparable item. When unserviceable, condemn and dispose at the level indicated in position 3.
H	Reparable item. When uneconomically repairable, condemn and dispose at the general support level.
D	Reparable item. When beyond lower level repair capability, return to depot. Condemnation and disposal not authorized below depot level.

*c. National Stock Number.* Indicates the National stock number assigned to the item and will be used for requisitioning purposes.

*d. Part Number.* Indicates the primary number used by the manufacturer (individual, company, firm, corporation, or Government activity), which controls the design and characteristics of the item by means of its engineering drawings, specifications, standards, and

inspection requirements to identify an item or range of items.

**NOTE**

When a stock numbered item is requisitioned, the repair part received may have a different part number than the part being replaced.

*e. Federal Supply Code for Manufacturer (FSCM).* The FSCM is a 5-digit numeric code listed in SB 708-42 which is used to identify the manufacturer, distributor, or Government agency, etc.

*f. Description.* Indicates the Federal item name and, if required, a minimum description to identify the item.

*g. Unit of Measure (U/M).* Indicates the standard of the basic quantity of the listed item as used in performing the actual maintenance function. This measure is expressed by a two-character alphabetical abbreviation (e.g., ea, in, pr, etc). When the unit of measure differs from the unit of issue, the lowest unit of issue that will satisfy the required units of measure will be requisitioned.

*h. Quantity Incorporated in Unit.* Indicates the quantity of the item used in the breakout shown on the illustration figure, which is prepared for a functional group, subfunctional group, or an assembly.

**4. Special Information**

*a.* The following publications pertain to the AN/GRC-106 and its components:

TM 11-5820-467-15, Antenna Group AN/GRA-50

TM 11-5820-467-24P, Antenna Group AN/GRA-50

TM 11-5820-520-12, Radio Sets AN/GRC-106 and AN/GRC-106A

TM 11-5965-222-14P, Dynamic Loudspeaker LS-166/U

*b.* The illustrations in this manual are identical to

those published in TM 11-5820-520-34P-1. Only those parts assigned the third position SMR maintenance code “C” or “O” are listed in the tabular listing; therefore, there may be a break in the item number sequence. Only illustrations containing organizational authorized items appear in this manual.

**5. How to Locate Repair Parts**

*a.* When National stock number or part number is unknown.

(1) *First.* Using the table of contents, determine the functional group within which the item belongs. This is necessary since illustrations are prepared for functional groups and listings are divided into the same groups.

(2) *Second.* Find the illustration covering the functional group to which the item belongs.

(3) *Third.* Identify the item on the illustration and note the illustration figure and item number of the item.

(4) *Fourth.* Using the Repair Parts Listing, find the figure and item number noted on the illustration.

*b.* When National stock number or part number is known.

(1) *First.* Using the Index of National Stock Numbers and Part Numbers, find the pertinent National stock number or part number. This index is in NIIN sequence followed by a list of part numbers in alphameric sequence, cross-referenced to the illustration figure number and item number.

(2) *Second.* After finding the figure and item number, locate the figure and item number in the repair parts list.

**6. Abbreviations**

Not applicable.

**(Next printed page is 4.1)**

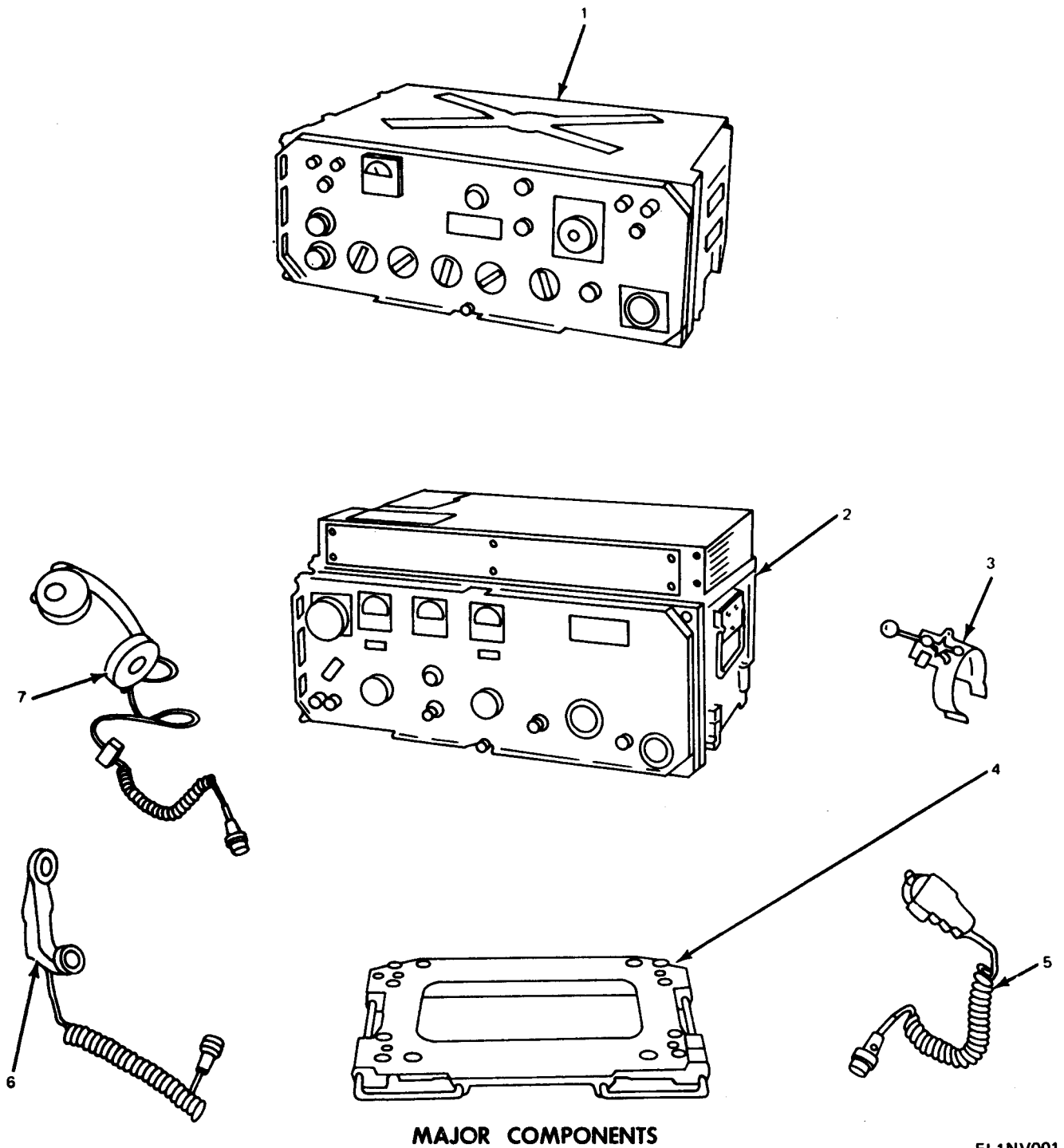


Figure 1. Radio Set AN/GRC-106 (Sheet 1 of 2).

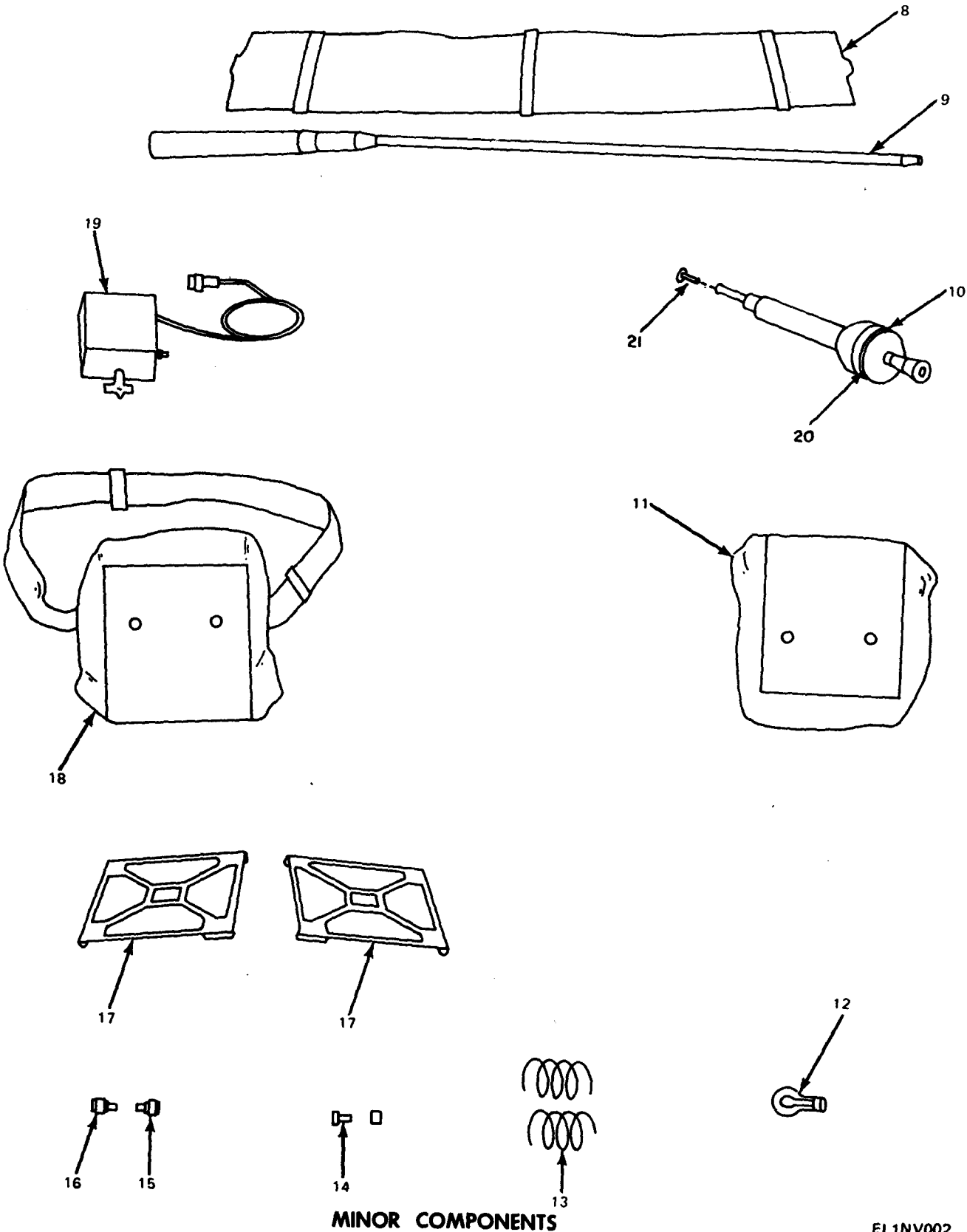
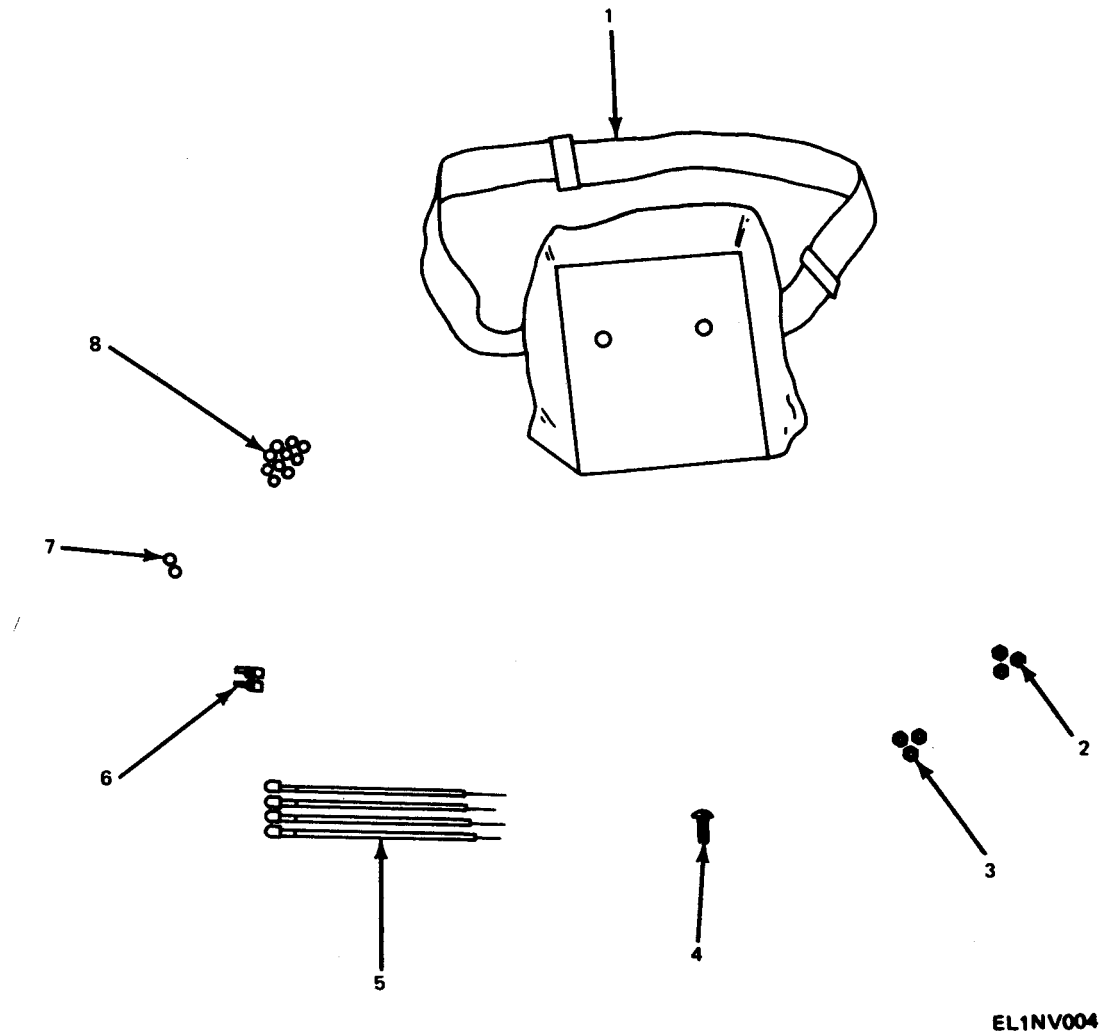


Figure 1. Radio Set AN/GRC-106 (Sheet 2 of 2).

EL1NV002



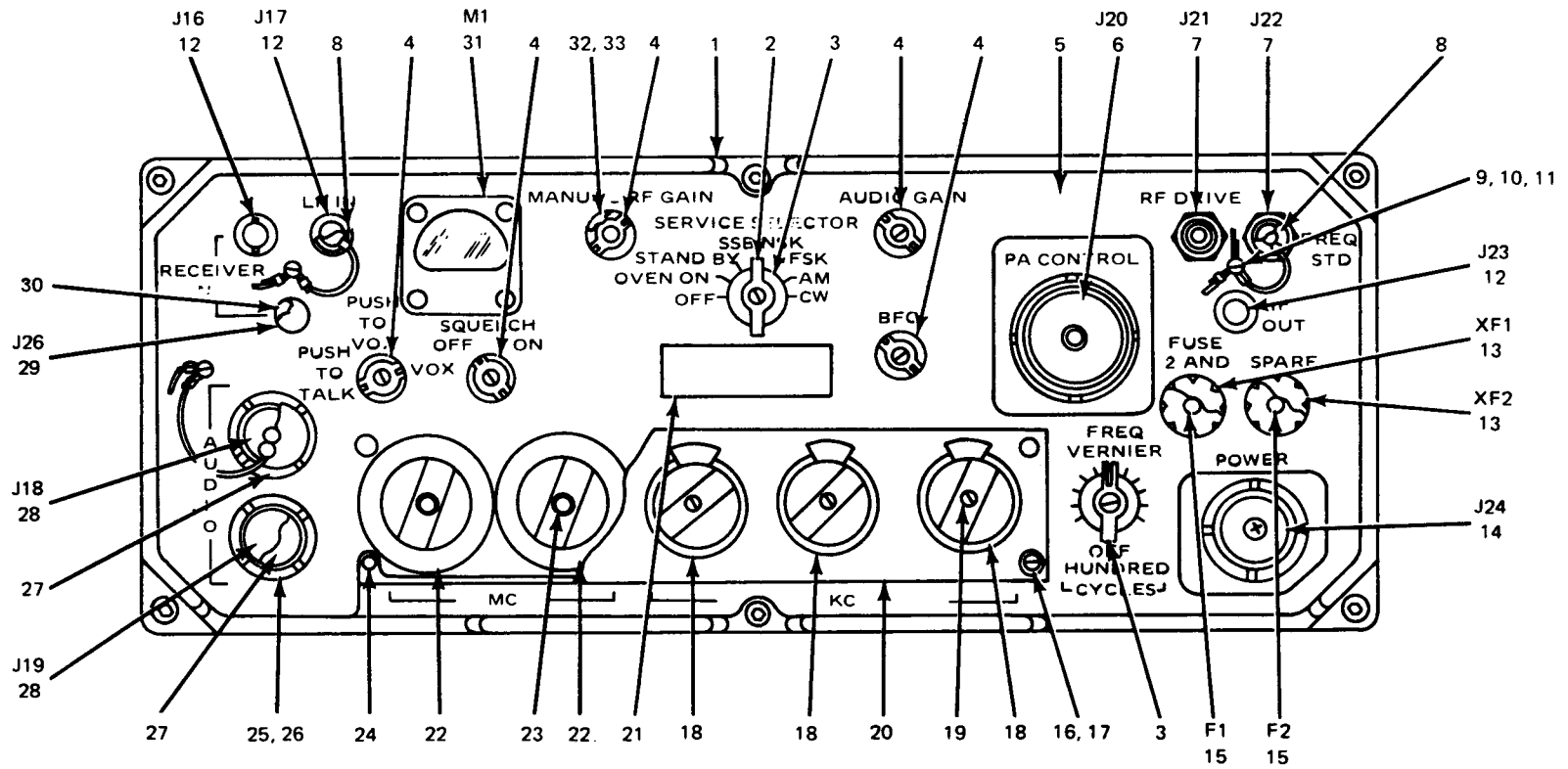
SECTION II				TM11-5820-520-20P-1					
(1)	(2)	(3)	(4)	(5)	(6)	(7)	(8)		
ILLUSTRATION									
(a)	(b)	NATIONAL		DESCRIPTION					
FIG	ITEM	SMR	STOCK	PART	FSCM	USABLE ON CODE	U\M	IN	UNIT
NO.	NO.	CODE	NUMBER	NUMBER					
GROUP 00 RADIO SET AN/GRC-106									
1	3	PAOZZ	5805-00-503-3395	KY116U	80058	KEY, TELEGRAPH KY-116/U	EA		1
1	4	PAODD	5820-00-078-5614	SMD500797	80063	MOUNTING MT-3140	EA		1
1	5	PAOZZ	5965-00-194-9770	M29U	80058	MICROPHONE M-29/U	EA		1
1	6	PAOZZ	5965-00-165-9947	H33PT	80058	HANDSET H-33/PT	EA		1
1	7	PO	5965-00-226-2915	H227U	80058	HEADSET H-227/U	EA		1
1	8	PAOZZ	8105-00-200-2329	CW206GR	80058	BAG, GW-206/GR	EA		1
1	9	PAOZZ	5820-00-078-4769	SMD500428	80063	ANTENNA COVER	EA		1
1	10	PAOZZ	5820-00-078-4770	AB652VR	80058	MAST BASE AB-652/VR	EA		1
1	11	PAODD	7650-00-089-9570	SCC446196	80063	GROUNDING KIT	EA		1
1	12	PAOZZ	5340-00-286-2491	SCB19491A	80063	CLAMP, ANTENNA	EA		1
1	13	PAOZZ	5970-00-498-3745	MILL10TYPRL221	81349	INSULATOR IN-104	EA		2
1	14	XDDZZ		SMC500427	80063	CLAMP, ANTENNA	EA		1
1	18	PDODD	5985-00-892-0758	ANGRA50	80058	ANTENNA GROUP AN/GRA-50	EA		1
1	19	PDODD	5965-00-243-6420	LS166U	80058	LOUDSPEAKER LS-166/U	EA		1
1	20	PAOZZ	5310-00-189-8907	SCD12520-2	80063	WASHER, FLAT	EA		1
1	21	PAOZZ	5999-00-264-9213	SCD19572-28	80063	CAP	EA		1



EL1NV004

Figure 2. Radio Set AN/GRC-106, Grounding Kit.

SECTION II										TM11-5820-520-20P-1	
(1)	(2)	(3)	(4)	(5)	(6)		(7)	(8)			
ILLUSTRATION											
(a)	(b)	NATIONAL			DESCRIPTION					QTY	
FIG	ITEM	STOCK	PART							INC	
NO.	NO.	NUMBER	NUMBER	FSCM		USABLE ON CODE	U\M			IN	
										UNIT	
2	1	PAOZZ	8105-00-271-1511	SCB49729-7	80063	BAG		EA		1	
2	3	PAOZZ	5310-00-768-0319	MS51968-2	96906	NUT, PLAIN, HEXAGON		EA		1	
2	4	PAOZZ	5305-00-068-0506	MS90726-6	96906	SCRW, CAP, HEXAGON		EA		3	
2	5	XDOZZ		SCB75180GR6	80063	STRAP		EA		4	
2	6	PAOZZ	5307-00-089-9568	SCB446197	80063	STUD, SHOULDERED AND STEPPED		EA		2	
2	7	PAOZZ	5310-00-209-1239	MS35335-60	96906	WASHER, LOCK		EA		2	
2	8	PAOZZ	5310-00-889-2528	MS45904-68	96906	WASHER, LOCK		EA		12	

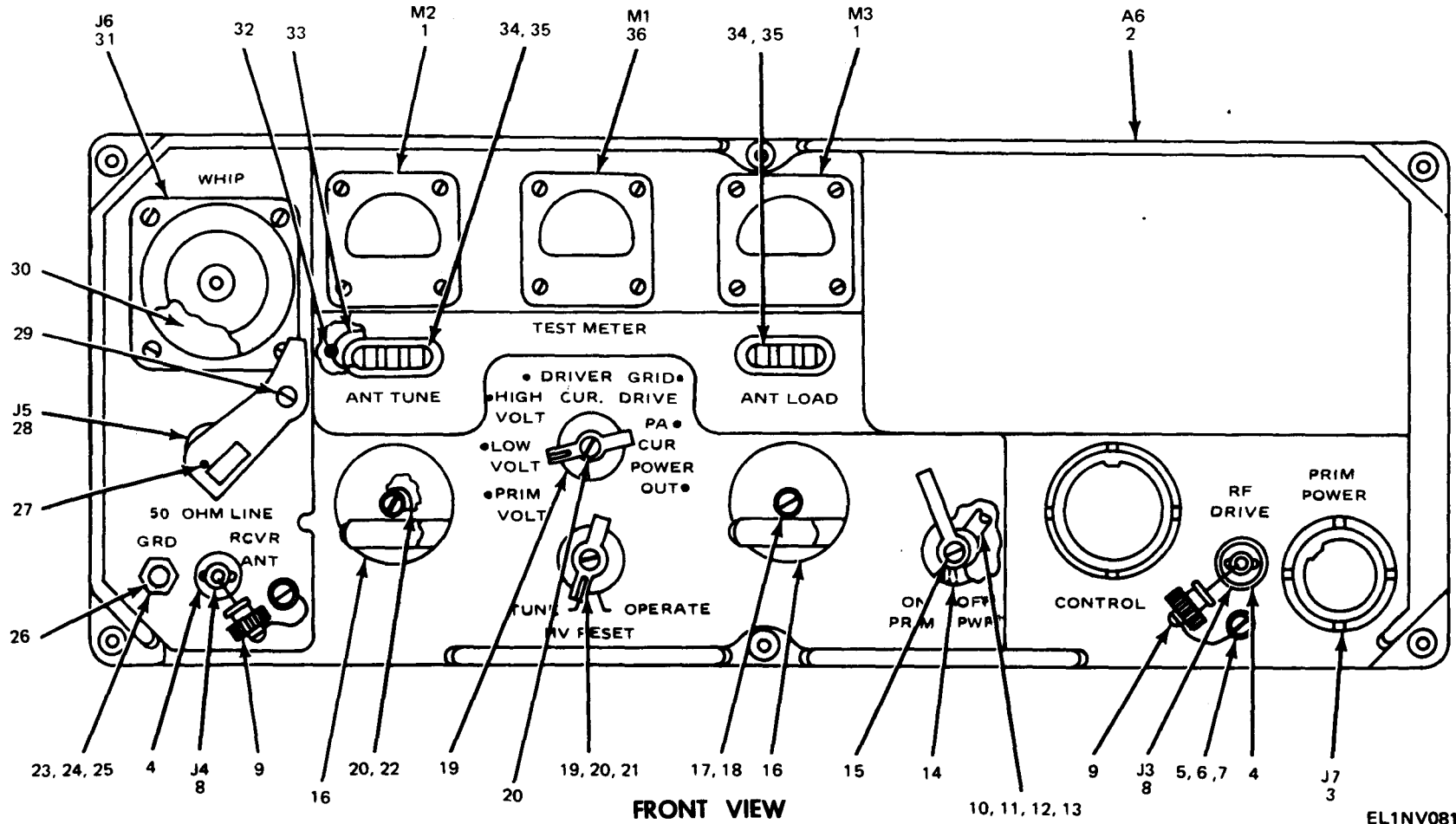


FRONT VIEW

EL1NV006

Figure 3. Chassis Assembly (1A1).

SECTION II				TM11-5820-520-20P-1					
(1)	(2)	(3)	(4)	(5)	(6)	(7)	(8)		
ILLUSTRATION									
(a)	(b)	NATIONAL		DESCRIPTION				(8)	
FIG	ITEM	SMR	STOCK	PART	FSCM	USABLE ON CODE	U\M	QTY	INC
NO.	NO.	CODE	NUMBER	NUMBER				IN	UNIT
GROUP 0101 CHASSIS ASSEMBLY (A1)									
3	2	PAOZZ	5305-00-402-2646	LP57J40S4	03038		EA	1	
3	3	PAOZZ	5355-00-945-6596	SM-C-502491	0063		EA	2	
3	4	PAOZZ	5355-00-727-8497	SMC500407	80063		EA	5	
3	8	XDOZZ		SMB502634	80063		EA	5	
3	9	PAOZZ	5305-00-054-5650	MS51957-16	96906		EA	1	
3	10	PAOZZ	5365-00-308-1619	SMB502828	80063		EA	1	
3	11	PAOZZ	5310-00-782-1349	AN960-C4	88044		EA	1	
3	15	PAOZZ	5920-00-280-4960	F02A250V2A	81349		EA	2	
3	16	XDOZZ		SM-C-500791-3	80063		EA	6	
3	17	XDOZZ		SMC500896-3	80063		EA	6	
3	18	PAOZZ	5355-00-727-8506	SMD500501	80063		EA	3	
3	19	PAOZZ	5305-00-004-6520	SMB501079-2	80063		EA	3	
3	20	XDOZZ		SMD500139	80063		EA	1	
3	21	XDOZZ		SMC508584	80063		EA	1	
3	22	PAOZZ	5355-00-727-8500	SMD500502	80063		EA	2	
3	26	PAOZZ	5305-00-004-6520	SMB501079-2	80063		EA	2	
3	27	XDOZZ		SMC502637	80063		EA	2	



EL1NV081

Figure 4. Panel, Power Amplifier (2A1A5).

SECTION II				TM11-5820-520-20P-1					
(1)	(2)	(3)	(4)	(5)	(6)	(7)	(8)		
ILLUSTRATION									
(a)	(b)	NATIONAL		DESCRIPTION				(8)	
FIG	ITEM	SMR	STOCK	PART	FSCM	USABLE ON CODE	U\M	QTY	INC
NO.	NO.	CODE	NUMBER	NUMBER				IN	UNIT
GROUP 020102 PANEL,POWER AMPLIFIER (2A1A5)									
4	5	PAOZZ	5305-00-054-5650	MS51957-16	6906	SCREW,MACHINE	EA	1	
4	6	PAOZZ	5365-00-308-1619	SMB502828	80063	SPACER,SLEEVE	EA	1	
4		PAOZZ	5310-00-782-1349	AN960-C4	88044	WASHER,FLAT	EA	1	
4	9	XDOZZ		SMB502634	80063	COVER,ELECTRICAL CONNECTOR	EA	2	
4	14	PAOZZ	5355-00-926-5270	SMC503203	80063	KNOB,CONTROL	EA	1	
4	15	PAOZZ	5305-00-544-6185	LP56A92S5	03038	SCREW,SELF-LOCKING	EA	1	
4	16	PAOZZ	5355-00-613-7120	MS91522-1	96906	KNOB	EA	2	
4	17	PAOZZ	5305-00-004-6520	SMB501079-2	80063	SCREW,SELF-LOCKING	EA	3	
4	18	XDOZZ		SMB502930	80063	SPACER	EA	4	
4	19	PAOZZ	5355-00-945-6596	SM-C-502491	80063	KNOB	EA	2	
4	20	PAOZZ	5310-00-159-6321	MS25082-20	96906	NUT,PLAIN,HEXAGON	EA	1	

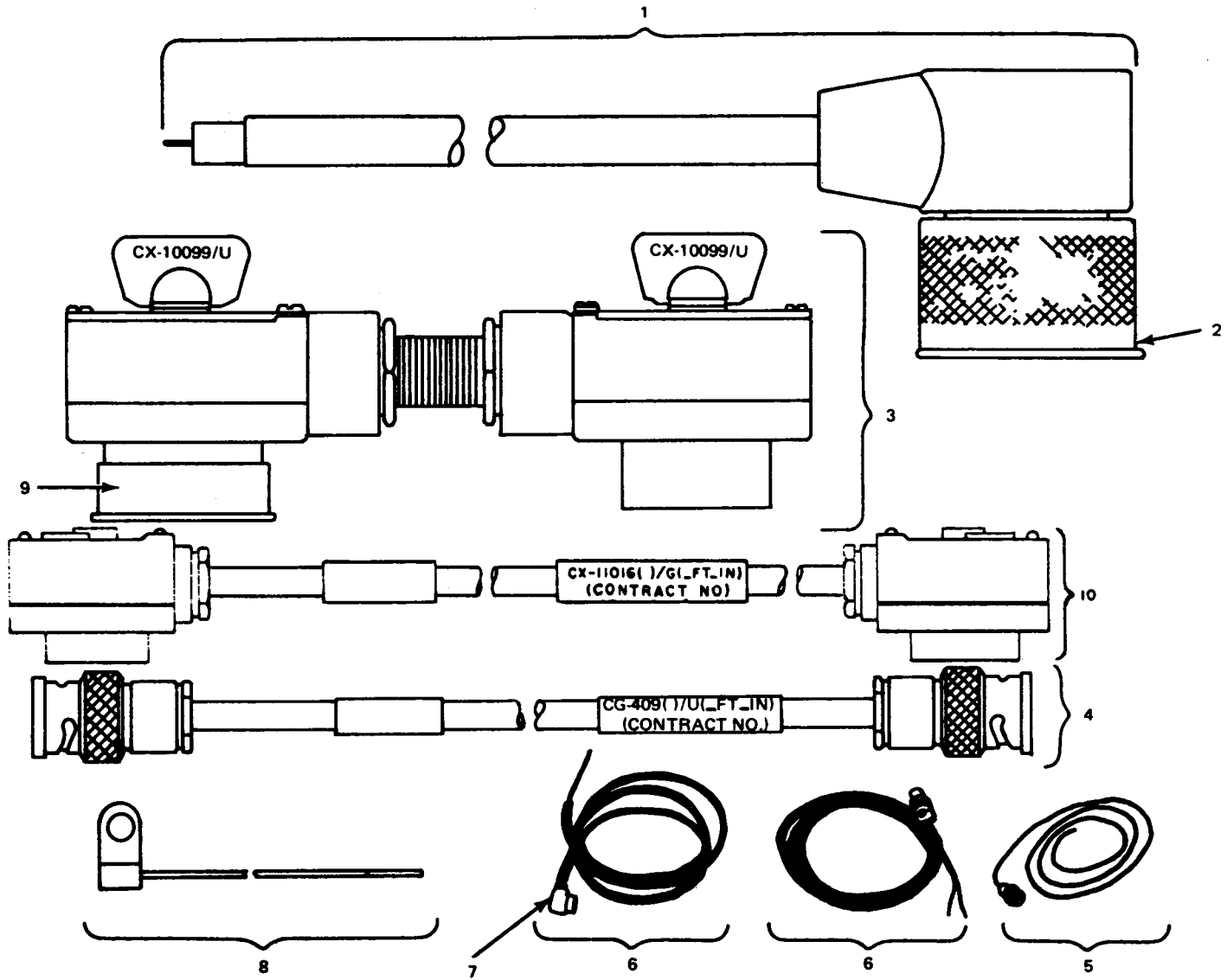


Figure 5. Interconnecting Cables.

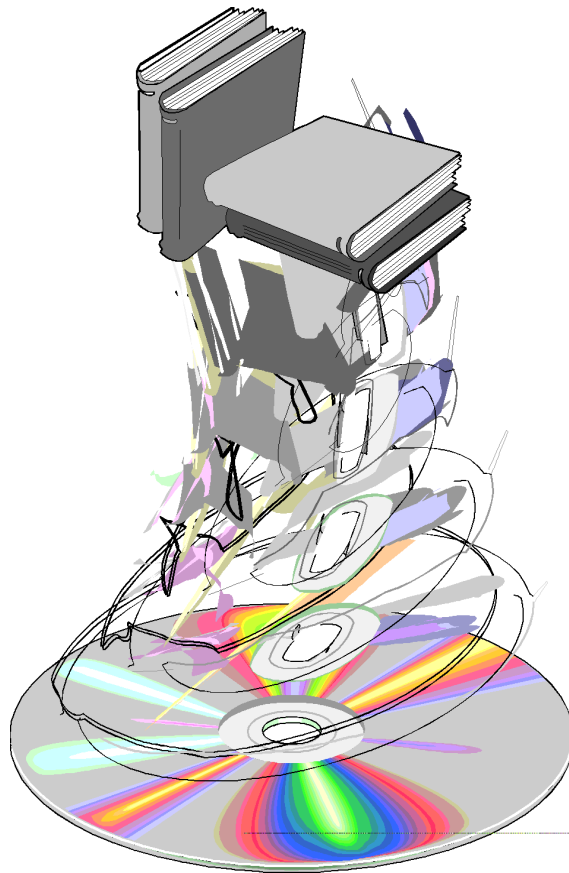
EL1NV119



SECTION II				TM11-5820-520-20P-1					
(1)	(2)	(3)	(4)	(5)	(6)	(7)	(8)		
ILLUSTRATION									
(a)	(b)	NATIONAL		DESCRIPTION				(8)	
FIG	ITEM	SMR	STOCK	PART	FSCM	USABLE ON CODE	U\M	QTY	INC
NO.	NO.	CODE	NUMBER	NUMBER				IN	UNIT
GROUP 04 INTERCONNECTING CABLES									
5	1	PAOHH	5995-00-985-8014	SMC502924	80063	LEAD,ELECTRICAL	EA	1	
5	2	PAOZZ	5340-00-821-7306	MS25177-32	96906	CAP,PROTECTIVE,DUST6MSTRE SEAL	EA	1	
5	3	PAOHH	5995-00-985-8005	CX10099U7IN	80058	CABLE ASSY,SPECPUR CX-10099/U	EA	1	
5	4	PAOHH	5995-00-578-6353	CG409GU	80058	CABLE ASSY CG-409G/U	EA	2	
5	5	XDOHH		CX1852/U	80058	CABLE ASSY CX-1852/U	EA	1	
5	6	PAOHH	5995-00-782-9472	SMD502972	80063	CABLE ASSY,SPECPUR CX-10071/U	EA	2	
5	8	PAOHH	6150-00-170-5573	SCB27840-4	80063	JUMPER,ELECTRICAL SCB27840-4	EA	1	
5	9	PAOZZ	5340-00-857-3247	MS25177-24	96906	CAP,PROTECTIVE,DUST6MSTRE SEAL	EA	2	
5	10	PAOHH	5995-00-985-7807	CX11016G6FT	80058	CABLE ASSY CX-11016/G	EA	1	

The figure you asked  
for has not yet been digitized.  
Please refer to your paper or  
microfiche copy as appropriate.

**NOT DIGITIZED**



SECTION II						TM11-5820-520-20P-1		
(1)	(2)	(3)	(4)	(5)	(6)	(7)	(8)	
ILLUSTRATION		NATIONAL	PART		DESCRIPTION		QTY	
FIG	(b)	STOCK	NUMBER	FSCM		U\M	INC	
NO.	NO.	CODE	NUMBER				IN	
							UNIT	
					GROUP 09 MAST SECTIONS MS-116-A,MS117-A2,			
					MS-118-A			
6	1	PAOZZ	5985-00-199-8831	271-1606	80063	MAST,SECTION MS-116A	EA	3
6	2	PAOZZ	5985-00-115-7149	MS117A	80063	MAST,SECTION MS-117A	EA	1
6	3	PAOZZ	5985-00-238-7474	MS118A	80063	MAST,SECTION MS-118A	EA	1
6	4	PAOZZ	5985-00-930-7223	SC-C-446046	80063	ANTENNA TIP ASSEMBLY	EA	1

SECTION IV

NATIONAL STOCK NUMBER AND PART NUMBER INDEX

NOTE: LATEST NATIONAL STOCK NUMBER AND PART NUMBER ASSIGNMENTS ARE INCLUDED AT END OF INDEX

STOCK NUMBER	FIGURE NO.	ITEM NO.	STOCK NUMBER	FIGURE NO.	ITEM NO.
5305-00-004-6520	3	9	5365-00-308-1619	3	10
5305-00-004-6520	3	3	5365-00-308-1619	4	6
5305-00-004-6520	4	17	5970-00-498-3745	1	13
5305-00-054-5650	4	5	5805-00-503-3395	1	3
5305-00-068-0506	2	4	5355-00-613-7120	4	16
5820-00-078-4769	1	9	5355-00-727-8497	3	4
5820-00-078-4770	1	10	5355-00-727-8500	3	22
5820-00-078-5614	1	4	5355-00-727-8506	3	18
5307-00-089-9568	2	6	5310-00-768-0319	2	3
7650-00-089-9570	1	11	5995-00-782-9472	5	6
5985-00-115-7149	6	2	5340-00-821-7306	5	2
5310-00-159-6321	4	20	5340-00-857-3247	5	9
5965-00-194-9770	1	5	5310-00-889-2528	2	8
5310-00-209-1239	2	7	5985-00-892-0758	1	18
5965-00-226-2915	1	7	5355-00-926-5270	4	14
5985-00-238-7474	6	3	5355-00-945-6596	3	3
5965-00-243-6420	1	19	5355-00-945-6596	4	19
8105-00-271-1511	2	1	5995-00-985-8005	5	6
5920-00-280-4960	3	15	5995-00-985-8014	5	1
5340-00-286-2491	1	12			

PART NUMBER	FSCM	FIG. NO.	ITEM NO.	PART NUMBER	FSCM	FIG. NO.	ITEM NO.
AB652VR	80058	1	10				
ANGRA50	80058	1	18	SM-C-502491	80063	3	3
CG409GU	80058	5	4	SM-C-502491	80063	4	19
CX10099U7IN	80058	5	3				
F02A250V2A	81349	3	15	SMB501079-2	80063	3	19
H227U	80058	1	7	SMB501079-2	80063	3	23
H33PT	80058	1	6	SMB501079-2	80063	4	17
KY116U	80058	1	3	SMB502634	80063	3	8
LS166U	80058	1	19	SMB502634	80063	4	9
MIL110TYPEL221	81349	1	13	SMB502828	80063	3	10
MS117A	80063	6	2	SMB502828	80063	4	6
MS118A	80063	6	3	SMB502930	80063	4	18
MS25082-20	96906	4	20	SMC500407	80063	3	4
MS25177-24	96906	5	9	SMC500427	80063	1	14
MS25177-32	96906	5	2				
MS35335-60	96906	2	7	SMC500896-3	80063	3	17
MS45904-68	96906	2	8	SMC502637	80063	3	27
MS51957-16	96906	4	5				
MS51968-2	96906	2	3	SMC502924	80063	5	1
MS90726-6	96906	2	4	SMC503203	80063	4	14
MS91522-1	96906	4	16	SMC508584	80063	3	21
M29U	80058	1	5	SMD500139	80063	3	20
SCB19491A	80063	1	12	SMD500428	80063	1	9
SCB27840-4	80063	5	8	SMD500501	80063	3	18
SCB446197	80063	2	6	SMD500502	80063	3	22
SCB49729-7	80063	2	1	SMD500797	80063	1	4
SCB75180GR6	80063	2	5	SMD502972	80063	5	6
SCC446196	80063	1	11	271-1606	80063	6	1
SM-C-500791-3	80063	3	16				

LATEST NATIONAL STOCK NUMBER ASSIGNMENT

STOCK NUMBER	FIGURE NO.	ITEM NO.
5965-00-163-9947	1	6
6150-00-170-5573	5	8
5985-00-199-8831	6	1
5995-00-578-6353	5	4

ADDITIONAL LATEST NATIONAL STOCK NUMBER ASSIGNMENTS

LATEST PART NUMBER ASSIGNMENTS

STOCK NUMBER	FIGURE NO.	ITEM NO.	PART NUMBER	FIGURE NO.	ITEM NO.
5305-00-054-5650	3	9	AN960-C4	88044	3
8105-00-200-2329	1	8	AN960-C4	88044	4
5305-00-402-2646	3	2	CW206GR	80058	1
5305-00-544-6185	4	15	LP56A92S5	03038	4
5310-00-782-1349	3	11	LP57J40S4	03038	3
5310-00-782-1349	4	7	MS51957-16	96906	3
5985-00-930-7223	6	4	SC-C-446-46	80063	6

By Order of the Secretary of the Army

BERNARD W. ROGERS  
*General, United States Army*  
*Chief of Staff*

Official: J.C. PENNINGTON  
*Brigadier General, United States Army*  
*The Adjutant General*

Distribution:  
To be distributed in accordance with DA Form 12-51, Organizational Maintenance requirements for AN/GRC-106.









FILL IN YOUR  
UNIT'S ADDRESS

FOLD BACK

DEPARTMENT OF THE ARMY

OFFICIAL BUSINESS

Commander

TEAR AL

TTED LINE

FOLD BACK

RECOMMENDED CHANGES TO EQUIPMENT TECHNICAL MANUALS



**SOMETHING WRONG WITH THIS MANUAL?**

THEN... JOT DOWN THE DOPE ABOUT IT ON THIS FORM, TEAR IT OUT, FOLD IT AND DROP IT IN THE MAIL!

FROM: (YOUR UNIT'S COMPLETE ADDRESS)

DATE

PUBLICATION NUMBER

TM 11-5820-520-20P-1

DATE

TITLE

BE EXACT... PIN-POINT WHERE IT IS

IN THIS SPACE TELL WHAT IS WRONG AND WHAT SHOULD BE DONE ABOUT IT:

PAGE NO.	PARA-GRAPH	FIGURE NO.	TABLE NO.
----------	------------	------------	-----------

TEAR ALONG DOTTED LINE

TYPED NAME, GRADE OR TITLE, AND TELEPHONE NUMBER

SIGN HERE:

DA FORM 2028-2 (TEST)  
1 AUG 74


P.S.--IF YOUR OUTFIT WANTS TO KNOW ABOUT YOUR MANUAL "FIND." MAKE A CARBON COPY OF THIS AND GIVE IT TO YOUR HEADQUARTERS.

FILL IN YOUR  
UNIT'S ADDRESS



FOLD BACK

DEPARTMENT OF THE ARMY



OFFICIAL BUSINESS

Commander  
US Army Electronics Command  
ATTN: DRSEL-MA-Q  
Fort Monmouth, New Jersey 07703

TEAR ALONG DOTTED LINE

FOLD BACK

RECOMMENDED CHANGES TO EQUIPMENT TECHNICAL MANUALS



**SOMETHING WRONG WITH THIS MANUAL?**

THEN... JOT DOWN THE DOPE ABOUT IT ON THIS FORM, TEAR IT OUT, FOLD IT AND DROP IT IN THE MAIL!

FROM: (YOUR UNIT'S COMPLETE ADDRESS)

DATE

PUBLICATION NUMBER

TM 11-5820-520-20P-1

DATE

TITLE

BE EXACT... PIN-POINT WHERE IT IS

IN THIS SPACE TELL WHAT IS WRONG AND WHAT SHOULD BE DONE ABOUT IT:

PAGE NO.

PARA-GRAPH

FIGURE NO.

TABLE NO.

TEAR ALONG DOTTED LINE

TYPED NAME, GRADE OR TITLE, AND TELEPHONE NUMBER

SIGN HERE:

DA FORM 2028-2 (TEST)  
1 AUG 74

P.S.--IF YOUR OUTFIT WANTS TO KNOW ABOUT YOUR MANUAL "FIND," MAKE A CARBON COPY OF THIS AND GIVE IT TO YOUR HEADQUARTERS.

FILL IN YOUR  
UNIT'S ADDRESS

FOLD BACK

DEPARTMENT OF THE ARMY

OFFICIAL BUSINESS

Commander  
US Army Electronics Command  
ATTN: DRSEL-MA-Q  
Fort Monmouth, New Jersey 07703

FOLD BACK

TEAR ALONG DOTTED LINE



